

DIMENSION SHEET

Compact Sport Car with Wing and/or Body Kit



Year _____ Make _____

Model _____

NAME: _____

Order Date: _____

Daytime phone: _____

Pictures of the car **MUST** be provided with the dimension sheet. We will return the photos.

Check the wing style that is closest to the wing on your car. Supply the following measurements:

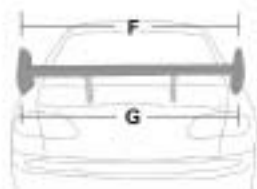
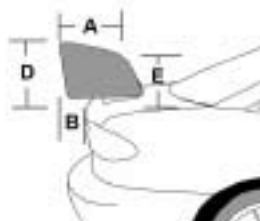
Length A _____ B _____ C _____

Height D _____ E _____ _____

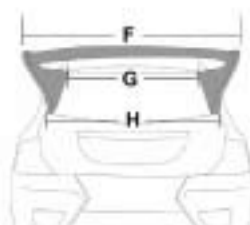
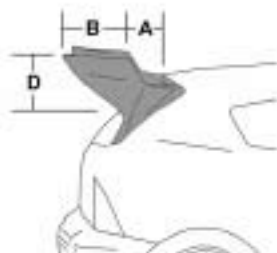
Width F _____ G _____ H _____

Style A

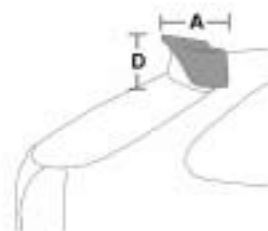
Measure "D" and "E"
from trunk lid



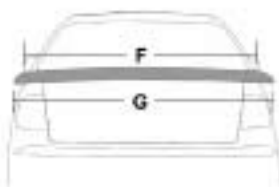
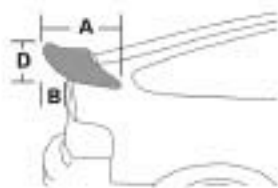
Style B



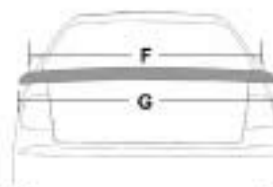
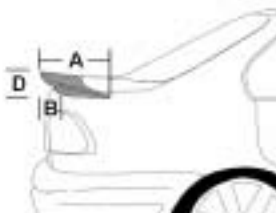
Style C



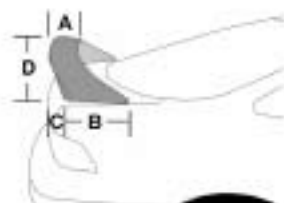
Style D



Style E

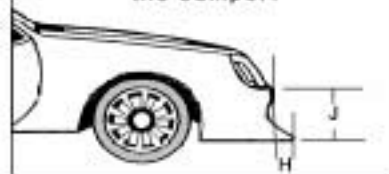


Style F



See back for more measurements required

How far does the spoiler / air dam extend out from the bumper?

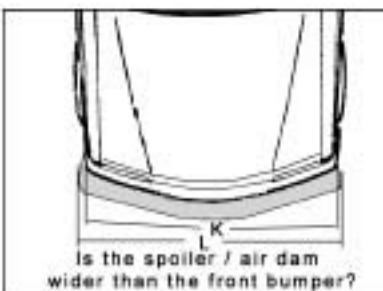


LENGTHS

H Front of bumper (at TOP of bumper) to front of air dam / spoiler _____

HEIGHTS

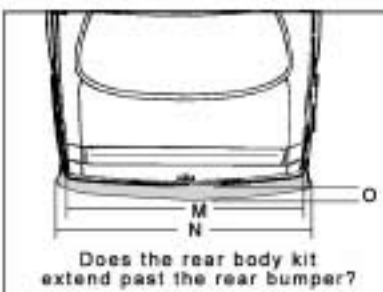
J Top of bumper to bottom of air dam / spoiler _____



WIDTHS

K Width of front bumper at TOP of bumper _____

L MAXIMUM width of air dam / spoiler _____



WIDTHS / LENGTHS

M Width of rear bumper at TOP of bumper _____

N Width of rear body kit _____

O TOP of rear bumper to rear edge of body kit ** _____

** IF body kit extends BEYOND the rear bumper